


















Tastenkombinationen Standard









ALLGEMEINE TASTENKOMBINATIONEN

 + C	Kopieren
 + X	Ausschneiden
 + V	Einfügen = Paste
 + Z	Rückgängig =Undo
 + 	Ausgewähltes Element löschen, ohne es im Papierkorb abzulegen
 + A	Alles markieren
	Ausgewähltes Element umbenennen = editieren
	Hilfe aufrufen









TASTENKOMBINATIONEN ZUR PROGRAMM- UND FENSTERSTEUERUNG

 + 	Aktives Element schließen oder Programm beenden
 + 	Aktives Dokument in Programm schließen
 + 	Zwischen geöffneten Elementen wechseln
	Aktives Fenster aktualisieren
	Menüzeile für die Tastaturbedienung aktivieren

TASTENKOMBINATIONEN IN DIALOGFELDERN

 + 	Vorwärts durch die Registerkarten bewegen
 +  + 	Rückwärts durch die Registerkarten bewegen
	Vorwärts durch die Optionen bewegen
 + 	Rückwärts durch die Optionen bewegen

WINDOWS TASTENKOMBINATIONEN

	Startmenü ein- oder ausblenden
 + D	Desktop anzeigen
 + M	Minimiert alle Fenster
 +  + M	Maximiert alle Fenster
 + E	Computer öffnen
 + F	Eine Datei oder einen Ordner suchen
 + L	Sperrt den Computer